



Student Satisfaction Survey (Teaching-Learning Process)

Through IQAC,IUT

Please put ✓ appropriate column.

SL No.	Parameters	Excellent	Good	Average	Poor
1.	Infrastructure of the Institution				
2.	The Quality of Teaching in the Institution				
3.	Library Facilities				
4.	Internet Facility within the Campus				
5.	Overall Experience				



Student Satisfaction Survey (Teaching-Learning Process)

Through IQAC,IUT

Please put ✓ appropriate column.

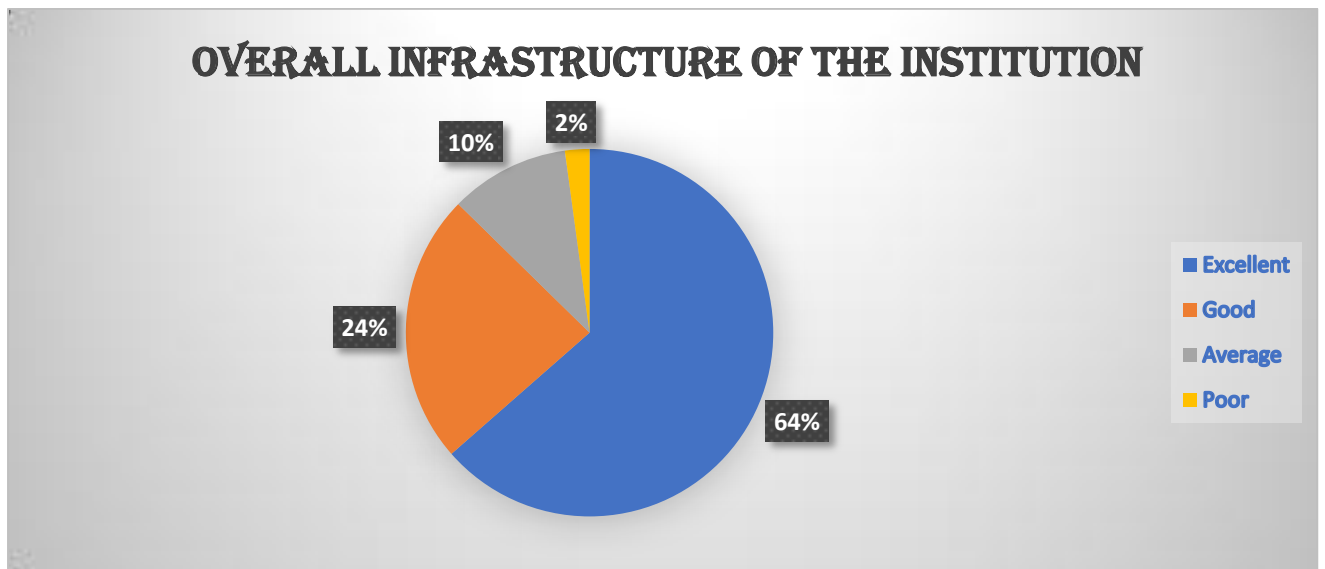
SL No.	Parameters	Excellent	Good	Average	Poor
1.	Overall Infrastructure of the Institution				
2.	The Quality of Teaching in the Institution				
3.	Library Facilities				
4.	Internet Facility within the Campus				
5.	Overall Experience				



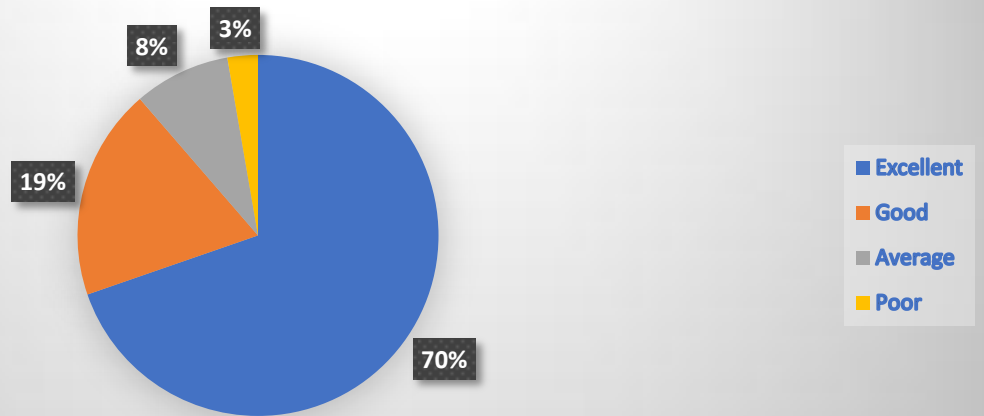
Student Satisfaction Survey (Teaching-Learning process)
Through IQAC,IUT

Total Number of Respondents: 1767(For the Academic Session-2018-2019)

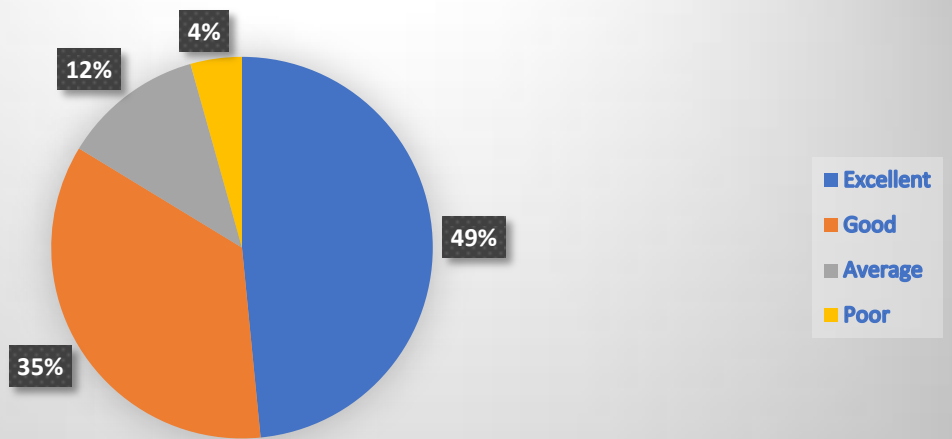
SL No.	Parameters	Excellent	Good	Average	Poor
1.	Overall Infrastructure of the Institution	1124	421	186	38
2.	The Quality of Teaching in the Institution	1228	334	152	53
3.	Library Facilities	856	623	211	77
4.	Internet Facility within the Campus	1426	220	83	38
5.	Overall Experience	912	726	89	40



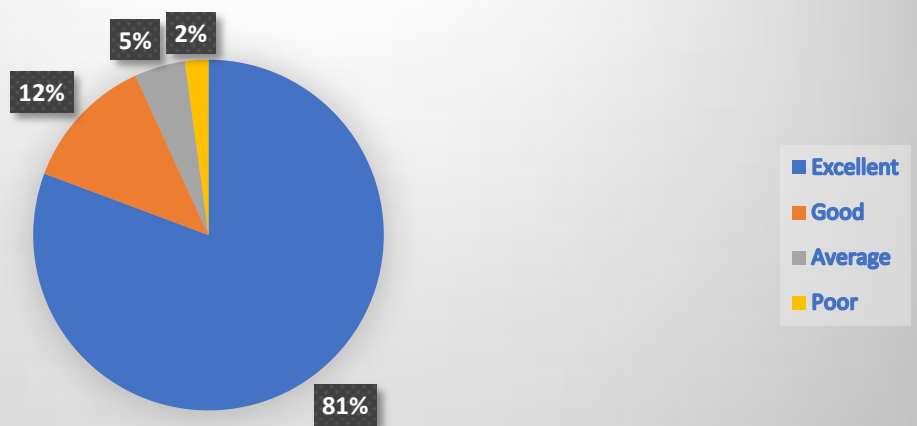
THE QUALITY OF TEACHING IN THE INSTITUTION



LIBRARY FACILITIES



INTERNET FACILITY WITHIN THE CAMPUS



OVERALL EXPERIENCE

